





LEGEND

- Phase 1 Work Zone 
- Phase 2 Work Zone 
- Segment 2 Work Zone Area 
- Eastbound Detour 
- Westbound Detour 